



BOARD OF COUNTY COMMISSIONERS  
Public Works Department  
**WATER AND WASTEWATER SERVICES (WWS)**  
2555 W. COPANS RD., POMPANO BEACH FL 33069  
(954) 831-3250 FAX (954) 831-0789

## HYDRANT FLOW AND PRESSURE TEST RESULTS

DATE: **10/7/2025**

WORK ORDER: -----

CUSTOMER NAME: **Caulfield & Wheeler, Inc.** Requested By: **Matthew Kahn**

ADDRESS: **7900 Glades Road, Suite 100, Boca Raton, FL 33434**

PHONE #: **561-392-1991** FAX#

LOCATION: **4211 N. Federal Highway, Pompano Beach, FL 33064**

Press. HYDRANT #1: **PHR 21033010**

**LOGGER SN# 58233593**

Flow HYDRANT #2: **PHR 29010300**

**LOGGER SN# 35232890**

HYDRANT #1	DATE	TIME	PRESSURE
<b>STATIC</b>	10/7/2025	10:27:30 AM	77.16 PSI
<b>RESIDUAL</b>	10/7/2025	10:35:45 AM	76.09 PSI

HYDRANT # 2	DATE	TIME	FLOW
<b>FLOW One</b>	10/7/2025	10:35:45 AM	885.68 GPM

Flow calculated with a discharge coefficient of .90

### EQUIPMENT USED:

TELOGER model HPR-31 (Serial numbers listed above)

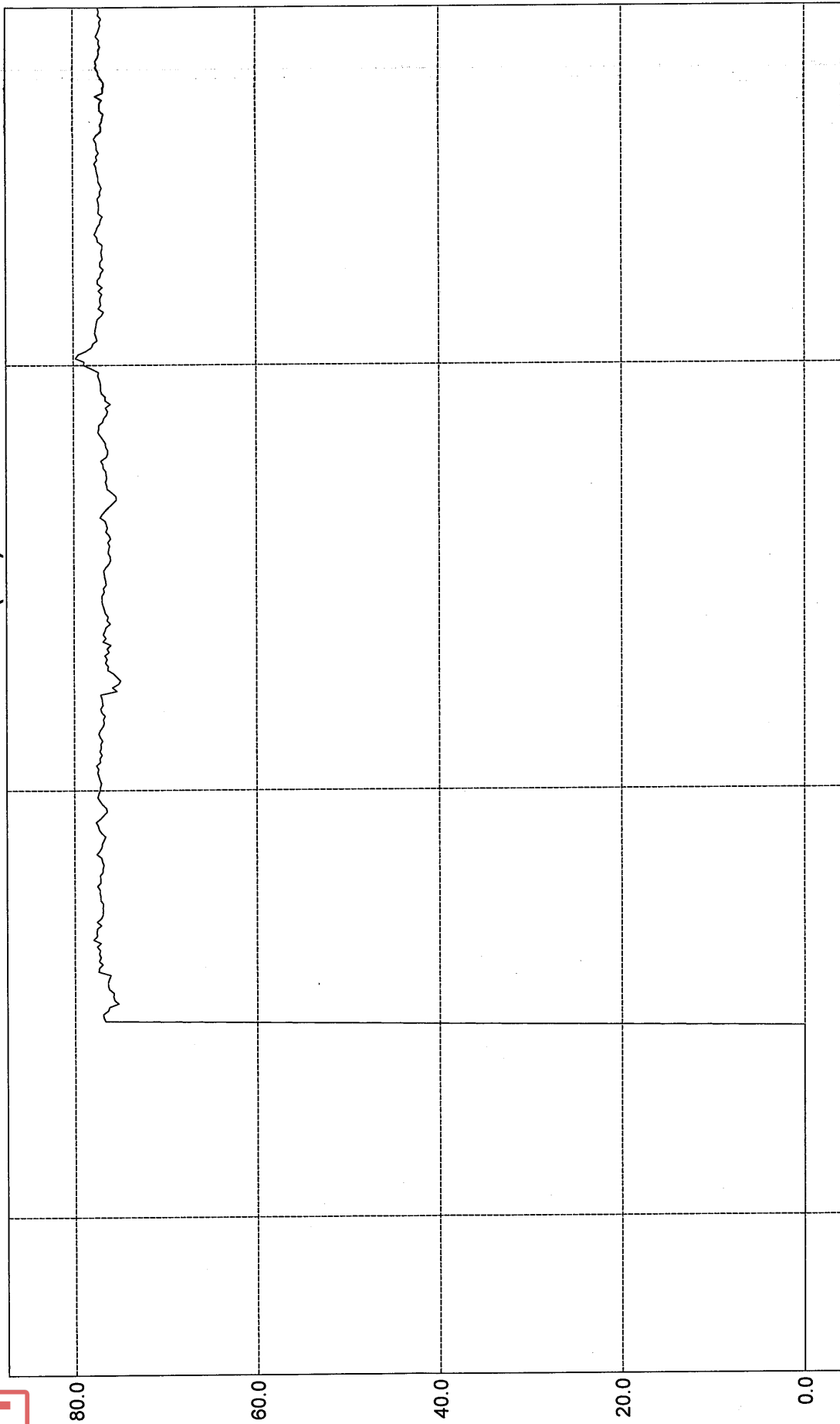
POLLARD DIFFUSER 2.5 in

A Service of Broward County Board of County Commissioners [www.broward.org](http://www.broward.org)

**DRC**

PZ25- 12000016  
12/03/2025

58233593 Pressure (PSI)



**DRC**

PZ25- 12000016  
12/03/2025

## Channel Plot 1:

	Time	58233593 Pressure Avg
1764	10/7/2025 10:26:20 AM	77.558
1765	10/7/2025 10:26:25 AM	77.167
1766	10/7/2025 10:26:30 AM	77.949
1767	10/7/2025 10:26:35 AM	77.558
1768	10/7/2025 10:26:40 AM	77.607
1769	10/7/2025 10:26:45 AM	77.558
1770	10/7/2025 10:26:50 AM	77.118
1771	10/7/2025 10:26:55 AM	77.558
1772	10/7/2025 10:27:00 AM	77.118
1773	10/7/2025 10:27:05 AM	76.923
1774	10/7/2025 10:27:10 AM	76.923
1775	10/7/2025 10:27:15 AM	76.923
1776	10/7/2025 10:27:20 AM	76.874
1777	10/7/2025 10:27:25 AM	77.167
1778	10/7/2025 10:27:30 AM	77.167
1779	10/7/2025 10:27:35 AM	77.265
1780	10/7/2025 10:27:40 AM	77.265
1781	10/7/2025 10:27:45 AM	77.509
1782	10/7/2025 10:27:50 AM	77.167
1783	10/7/2025 10:27:55 AM	77.167
1784	10/7/2025 10:28:00 AM	77.216
1785	10/7/2025 10:28:05 AM	76.923
1786	10/7/2025 10:28:10 AM	76.923
1787	10/7/2025 10:28:15 AM	76.825
1788	10/7/2025 10:28:20 AM	76.972
1789	10/7/2025 10:28:25 AM	77.07
1790	10/7/2025 10:28:30 AM	77.558
1791	10/7/2025 10:28:35 AM	77.265
1792	10/7/2025 10:28:40 AM	77.021
1793	10/7/2025 10:28:45 AM	76.972
1794	10/7/2025 10:28:50 AM	76.777
1795	10/7/2025 10:28:55 AM	76.63
1796	10/7/2025 10:29:00 AM	77.07
1797	10/7/2025 10:29:05 AM	77.314


**DRC**PZ25- 12000016  
12/03/2025

## Channel Plot 1:

	Time	58233593 Pressure Avg
1860	10/7/2025 10:34:20 AM	76.825
1861	10/7/2025 10:34:25 AM	76.923
1862	10/7/2025 10:34:30 AM	76.923
1863	10/7/2025 10:34:35 AM	76.923
1864	10/7/2025 10:34:40 AM	76.679
1865	10/7/2025 10:34:45 AM	76.777
1866	10/7/2025 10:34:50 AM	76.484
1867	10/7/2025 10:34:55 AM	76.532
1868	10/7/2025 10:35:00 AM	76.63
1869	10/7/2025 10:35:05 AM	76.679
1870	10/7/2025 10:35:10 AM	76.728
1871	10/7/2025 10:35:15 AM	76.484
1872	10/7/2025 10:35:20 AM	76.142
1873	10/7/2025 10:35:25 AM	75.995
1874	10/7/2025 10:35:30 AM	76.044
1875	10/7/2025 10:35:35 AM	76.239
1876	10/7/2025 10:35:40 AM	76.19
1877	10/7/2025 10:35:45 AM	76.093
1878	10/7/2025 10:35:50 AM	76.288
1879	10/7/2025 10:35:55 AM	75.995
1880	10/7/2025 10:36:00 AM	76.142
1881	10/7/2025 10:36:05 AM	76.484
1882	10/7/2025 10:36:10 AM	76.337
1883	10/7/2025 10:36:15 AM	76.435
1884	10/7/2025 10:36:20 AM	76.581
1885	10/7/2025 10:36:25 AM	77.118
1886	10/7/2025 10:36:30 AM	76.874
1887	10/7/2025 10:36:35 AM	76.532
1888	10/7/2025 10:36:40 AM	76.142
1889	10/7/2025 10:36:45 AM	75.702
1890	10/7/2025 10:36:50 AM	75.311
1891	10/7/2025 10:36:55 AM	75.36
1892	10/7/2025 10:37:00 AM	75.8

**DRC**PZ25- 12000016  
12/03/2025

58233593 Pressure (PSI)



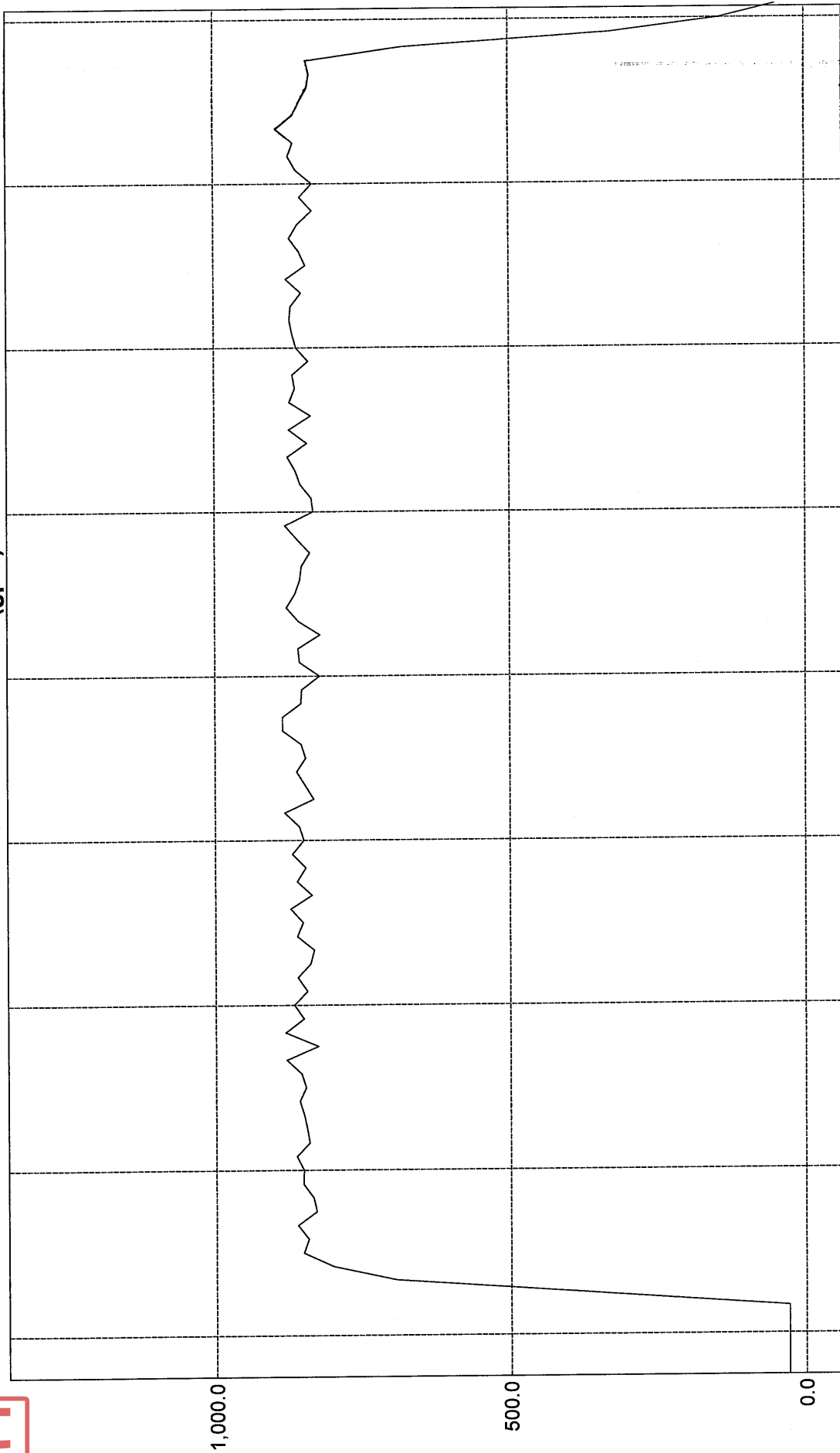
12:00:00 PM  
10/7/2025

12:00:00 AM  
10/8/2025

**DRC**

PZ25- 12000016  
12/03/2025

35232890 Pressure (gpm)



**DRC**

PZ25- 12000016  
12/03/2025

## Channel Plot 1:

	Time	35232890 Pressure Flow Rate
1815	10/7/2025 10:34:15 AM	838.9
1816	10/7/2025 10:34:20 AM	832.4
1817	10/7/2025 10:34:25 AM	861.4
1818	10/7/2025 10:34:30 AM	851.2
1819	10/7/2025 10:34:35 AM	872.4
1820	10/7/2025 10:34:40 AM	835.9
1821	10/7/2025 10:34:45 AM	861.4
1822	10/7/2025 10:34:50 AM	846.3
1823	10/7/2025 10:34:55 AM	869.1
1824	10/7/2025 10:35:00 AM	849.7
1825	10/7/2025 10:35:05 AM	857.0
1826	10/7/2025 10:35:10 AM	881.9
1827	10/7/2025 10:35:15 AM	832.4
1828	10/7/2025 10:35:20 AM	846.8
1829	10/7/2025 10:35:25 AM	861.9
1830	10/7/2025 10:35:30 AM	846.3
1831	10/7/2025 10:35:35 AM	853.6
1832	10/7/2025 10:35:40 AM	885.2
1833	10/7/2025 10:35:45 AM	885.2
1834	10/7/2025 10:35:50 AM	854.1
1835	10/7/2025 10:35:55 AM	852.7
1836	10/7/2025 10:36:00 AM	821.9
1837	10/7/2025 10:36:05 AM	856.1
1838	10/7/2025 10:36:10 AM	858.5
1839	10/7/2025 10:36:15 AM	821.4
1840	10/7/2025 10:36:20 AM	858.0
1841	10/7/2025 10:36:25 AM	878.1
1842	10/7/2025 10:36:30 AM	863.8
1843	10/7/2025 10:36:35 AM	855.6
1844	10/7/2025 10:36:40 AM	852.7
1845	10/7/2025 10:36:45 AM	838.4
1846	10/7/2025 10:36:50 AM	859.9
1847	10/7/2025 10:36:55 AM	880.5
1848	10/7/2025 10:37:00 AM	832.4

**DRC**PZ25- 12000016  
12/03/2025



BOARD OF COUNTY COMMISSIONERS  
**WATER AND WASTEWATER SERVICES (WWS)**  
**CUSTOMER PAYMENT CENTER**  
2555 WEST COPANS ROAD, BLDG. 1  
POMPAÑO BEACH, FL 33069  
(954) 831-3250 • [water@broward.org](mailto:water@broward.org)

☐ **ATTACHED:**  
① PHOTO ID (S)  
② SUPP DOCS  
By \_\_\_\_\_  
Date \_\_\_\_\_

## APPLICATION FOR FIRE HYDRANT PRESSURE & FLOW TEST

Complete the following and indicate service required by placing a check mark in the appropriate square. Sign, date, and return to WWS along with payment. Please include a map or sketch illustrating the location of the testing area or hydrant to be tested.

- ☐ 24-Hour Pressure Test with Chart Reading.....\$150.00
- ☒ Pressure and Flow Test including 24-hour chart recording.....\$200.00

CONTACT NAME: Matthew Kahn, P.E.

BUSINESS NAME: Caulfield & Wheeler, Inc.

MAILING ADDRESS: 7900 Glades Road, Suite 100 Boca Raton FL 33434  
STREET CITY STATE ZIP + 4

LOCATION ADDRESS: 4211 N. Federal Highway Pompano Beach FL 33064  
STREET CITY STATE ZIP + 4

PHONE: HOME: ( ) WORK: ( 561 ) 392-1991 MOBILE: ( )

E-MAIL ADDRESS: matthew@cwiasoc.com

matthew@cwiasoc.com

X  DATE 10/01/25

Please allow a maximum of ten (10) working days to be notified of results of test(s). Customer is contacted by phone.

APPLICATION PACKAGE CAN BE SUBMITTED BY:

RCV'D BY: SL  
DATE RECEIVED

Mail or In Person: **Water & Wastewater Services (WWS)**  
Customer Payment Center  
2555 West Copans Road, Bldg. 1  
Pompano Beach, FL 33069

OCT 03 2025

CHECK: # 54551  
PAID AMT: \$ 200.00

MAKE CHECKS PAYABLE TO: **Water & Wastewater Services or WWS**

FOR INTERNAL USE ONLY:

**DRC**

DATE RECEIVED

CHECK NO.

\$

AMOUNT PAID

CS REP




**DRC**

PZ25- 12000016  
12/03/2025



4130 NE 19th Ave  
Pompano Beach, Florida

See more dates



Back of:  
4211 N.Federal Highway

Fire Hydrant #2  
N.E. 42nd Street


N.E. 19th Avenue


**DRC**

PZ25- 12000016  
12/03/2025

4120 NE 19th Ave  
Pompano Beach, Florida

See more dates





**DRC**

PZ25- 12000016  
12/03/2025